


























































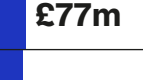






Insurable value league table

lloyds.com/dreamteam and engage with us on Twitter @LloydsOfLondon #LloydsDreamTeam

LLOYD'S	National Team	Total Insurable Value	Average Player Value	World FIFA Rank	World Cup Position 2014
1	 France	 £1.43bn	£46.7m	7	Quarter Final
2	 England	 £1.17bn	£39m	13	Group Stages
3	 Brazil	 £1.1bn	£36.7m	2	Semi Final
4	 Germany	 £1.05bn	£35.2m	1	Winners
5	 Belgium	 £1.03bn	£34.3m	3	Quarter Final
6	 Spain	 £985m	£32.8m	8	Group Stages
7	 Argentina	 £925.6m	£30.8m	5	Runners Up
8	 Portugal	 £618m	£20.6m	4	Group Stages
9	 Croatia	 £468.1m	£15.6m	18	Group Stages
10	 Switzerland	 £357.5m	£11.9m	6	Last 16
11	 Serbia	 £329.2m	£11m	35	–
12	 Colombia	 £315m	£10.5m	16	Quater Final
13	 Senegal	 £311.5m	£10.4m	28	–
14	 Uruguay	 £296.5m	£9.9m	17	Last 16
15	 Poland	 £288.5m	£9.6m	10	–
16	 Russia	 £280.5m	£9.4m	66	Group Stages
17	 Nigeria	 £247m	£8.2m	47	Last 16
18	 Sweden	 £226.5m	£7.6m	23	–
19	 Morocco	 £224.8m	£7.49m	44	–
20	 Denmark	 £218.6m	£7.3m	12	–
21	 Mexico	 £200.9m	£6.7m	15	Last 16
22	 Japan	 £153.1m	£5.1m	60	Group Stages
23	 Egypt	 £139m	£4.6m	46	–
24	 South Korea	 £127m	£4.1m	61	Group Stages
25	 Iceland	 £123m	£4.1m	22	–
26	 Saudi Arabia	 £103.5m	£3.5m	67	–
27	 Australia	 £101m	£3.4m	40	Group Stages
28	 Tunisia	 £93.8m	£3.1m	14	–
29	 Peru	 £77m	£2.57m	11	–
30	 Costa Rica	 £67.3m	£2.24m	25	Quarter Final
31	 Iran	 £62.8m	£2.1m	36	Group Stages
32	 Panama	 £17.7m	£586k	55	–



Teams may not sum exactly to group totals due to rounding. For further information, visit lloyds.com/dreamteam
Source: Research carried out by Cebr for Lloyd's, June 2018. Exchange rate: £1 = €1.13
This information is provided for general interest only and should not be relied upon as the basis for future outcomes.